


Tampa, FL

Get on Hwy 618 Toll E/FL-618 Toll E/Selmon Expressway


-
- 4 min (0.7 mi)
1. Head east on E Zack St toward N Morgan St

0.4 mi
 2. Turn right onto N Nebraska Ave

0.1 mi
 3. Turn left onto the Hwy 618 Toll E/Selmon Expy ramp
 Toll road

0.2 mi

Follow Hwy 618 Toll E/FL-618 Toll E/Selmon Expressway and I-75 S to FL-674 E/College Ave in Ruskin. Take exit 240A from I-75 S


-
- 21 min (24.0 mi)
4. Merge onto Hwy 618 Toll E/FL-618 Toll E/Selmon Expressway
 Partial toll road

7.8 mi
 5. Use any lane to take exit 15A to merge onto I-75 S toward Naples

15.8 mi
 6. Take exit 240A to merge onto FL-674 E/College Ave toward Sun City Center

0.3 mi

Continue on FL-674 E. Take US-301 S to Willow Rd

-
- 12 min (7.7 mi)
7. Merge onto FL-674 E/College Ave
 Continue to follow FL-674 E

3.1 mi
 8. Turn right onto US-301 S

3.7 mi
 9. Turn left onto Willow Rd
 Destination will be on the left

0.9 mi

3320 Willow Road

Wimauma, FL 33598

These directions are for planning purposes only. You may find that construction projects, traffic, weather, or other events may cause conditions to differ from the map results, and you should plan your route accordingly. You must obey all signs or notices regarding your route.

