





Kingman, AZ


Get on I-40 W from E Andy Devine Ave/Historic Rte 66 and W Beale St

-
- 4 min (1.3 mi)
-  1. Head south on N 4th St toward E Andy Devine Ave/Historic Rte 66

292 ft
 -  2. Turn right at the 1st cross street onto E Andy Devine Ave/Historic Rte 66


0.4 mi
 -  3. Continue straight onto Ella's Pl


295 ft
 -  4. Turn left onto W Beale St

0.4 mi
 -  5. Turn left to merge onto I-40 W toward Los Angeles

0.3 mi


Follow I-40 W to Cal-Ari Dr in Yucca. Take exit 25 from I-40 W


-
- 19 min (23.4 mi)
-  6. Merge onto I-40 W


23.1 mi
 -  7. Take exit 25 toward Alamo Rd


0.3 mi


Take Alamo Rd and Boriana Mine Rd to Rillito Rd


-
- 16 min (7.9 mi)
-  8. Turn left onto Cal-Ari Dr


0.2 mi
 -  9. Turn right onto Alamo Rd



3.1 mi
 -  10. Turn left onto Boriana Mine Rd

2.4 mi
 -  11. Turn left onto Rainbow Rd

0.5 mi
 -  12. Turn right

0.5 mi
 -  13. Turn right onto Mary Beth Dr

0.1 mi
 -  14. Turn right onto Margaret Dr

1.0 mi
 -  15. Turn left onto Rillito Rd
 Destination will be on the left

0.2 mi

11751-11999 Rillito Rd

Yucca, AZ 86438

