

Hilo, HI










Take Kinoole St to W Puainako St

11 min (2.8 mi)

-  1. Head east on Iliahi St toward Puueo St
121 ft
-  2. Turn right onto Puueo St
0.2 mi
-  3. Turn right onto Wailuku Dr
443 ft
-  4. Turn left onto Kinoole St
2.5 mi





Take HI-11/Hawaii Belt Rd and HI-130 to Nanawale Blvd

28 min (18.2 mi)

-  5. Turn left onto W Puainako St
0.2 mi
-  6. Turn right onto HI-11/Hawaii Belt Rd/Kanoelehua Ave
 Continue to follow HI-11/Hawaii Belt Rd
4.8 mi
-  7. Use the left 2 lanes to turn left onto HI-130/Keaau Pahoa Bypass Rd
 Continue to follow HI-130
10.6 mi
-  8. Slight right onto Main Gov't Rd/Pahoa Village Rd
0.2 mi
-  9. Turn left onto Kahakai Blvd
0.2 mi
-  10. Turn right onto Pahoa Bypass Rd
1.3 mi
-  11. Turn left onto HI-132/Kapoho Rd
1.0 mi

Follow Nanawale Blvd and Kapuna Rd to Kahoolawe Ln in Nanawale Estates

5 min (1.5 mi)

-  12. Turn left onto Nanawale Blvd
0.7 mi
-  13. Turn left onto Kapuna Rd
0.7 mi
-  14. Turn left onto Kahoolawe Ln
 Destination will be on the left
0.1 mi

1127-1135 Kahoolawe Ln

Pāhoa, HI 96778

