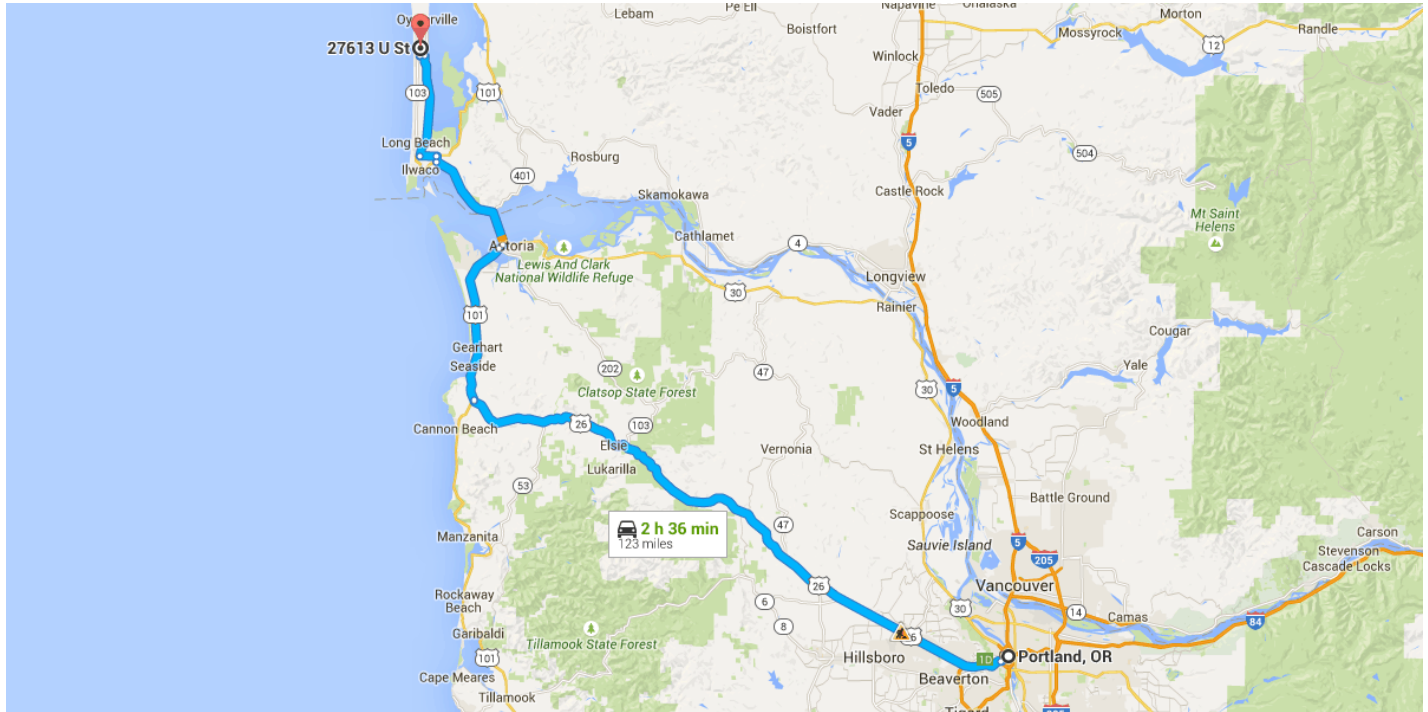


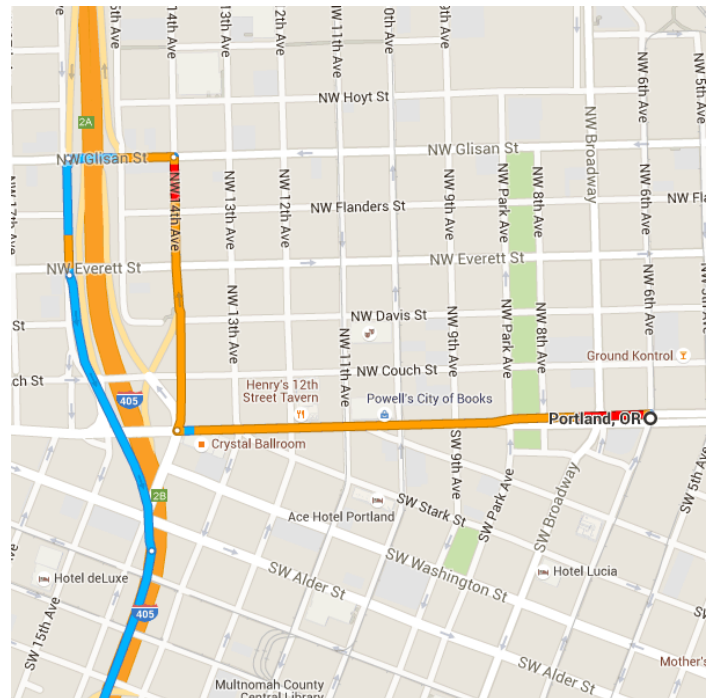
Directions from Portland, OR to 27613 U St



o Portland, OR











Get on I-405 S from W Burnside St and NW 14th Ave

- 1.1 mi / 5 min
- 0.4 mi
- 0.2 mi
- 499 ft
- 0.1 mi
- 0.3 mi








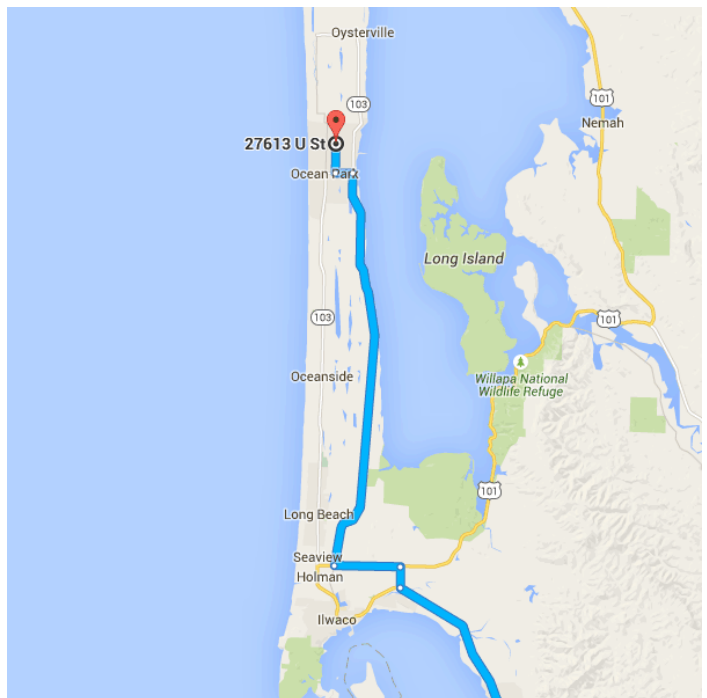
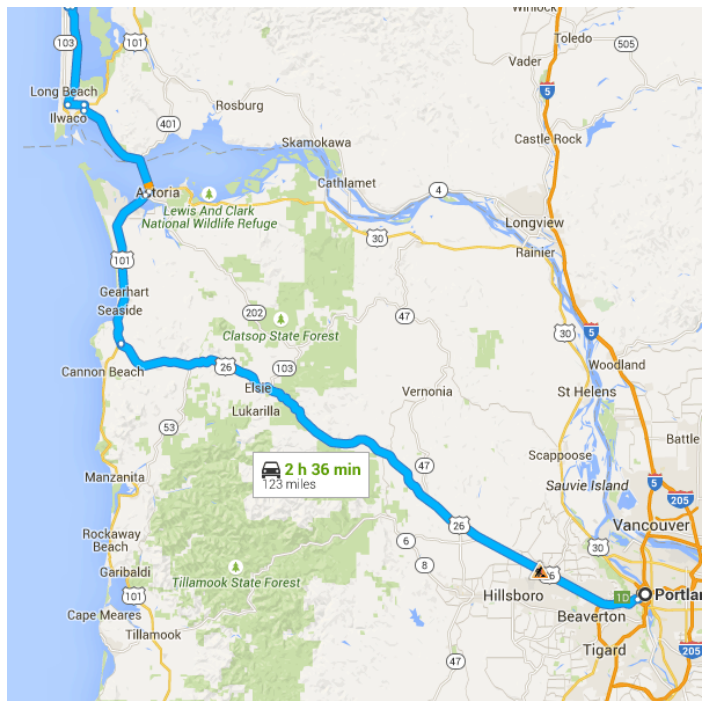
Follow US-26 W and US-101 N to Sandridge Rd in Pacific County


109 mi / 2 h 7 min

-  6. Merge onto **I-405 S**
_____ 0.2 mi
-  7. Use the right 2 lanes to take exit **1D** for **US-26 W** toward **Beaverton**
_____ 0.4 mi
-  8. Continue onto **US-26 W**
_____ 73.1 mi
-  9. Take the ramp to **U.S. 101/U.S. 26**
_____ 0.3 mi
-  10. Merge onto **US-101 N**
_____ 18.7 mi
-  11. At the traffic circle, take the **2nd** exit onto **W Marine Dr**
_____ 0.5 mi
-  12. Turn **left** onto **US-101 N** (signs for **Ilwaco/Long Beach**)
 Entering Washington
_____ 13.2 mi
-  13. Turn **right** onto **US-101 ALT**
_____ 0.6 mi
-  14. Turn **left** onto **US-101 S**
_____ 1.9 mi

Continue on **Sandridge Rd.** Drive to **U St** in **Ocean Park**
_____ 12.8 mi / 19 min

-  15. Turn **right** onto **Sandridge Rd**
_____ 11.5 mi
-  16. Turn **left** onto **261st Pl/Bay Ave**
_____ 0.5 mi
-  17. Turn **right** onto **Broadway/U St**
 Continue to follow U St
 Destination will be on the right
_____ 0.8 mi



 **27613 U St**
Ocean Park, WA 98640

These directions are for planning purposes only. You may find that construction projects, traffic, weather, or other events may cause conditions to differ from the map results, and you should plan your route accordingly. You must obey all signs or notices regarding your route.

